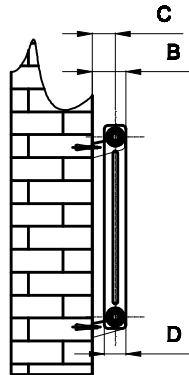
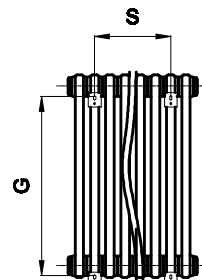


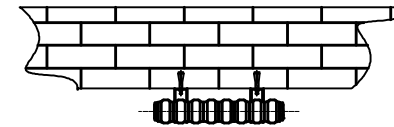
Front View



Side View



Back View



Top view

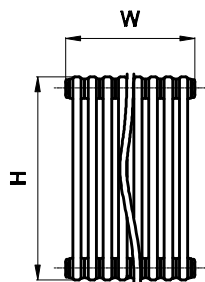
SUPPLIED INSTALLATION ACCESSORIES

— X4 — X8 ○ X2

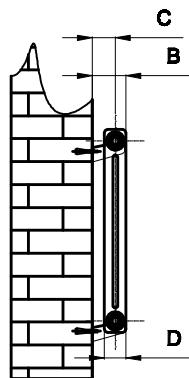
🔧 X4 ● X1 ○ X1

- Vertical Mounting
- Optional Color Selection
- Max Operational Pressure:6Bar
- Inlet/Outlet:1/2"Female Pipe Thread
- All Dimensions are in mm

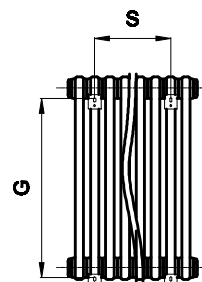
Product Code	Product Name	pipe number	Height	Width	Thickndes	hanger Axis Horizontal	Wall to front face of the brackct	hanger Axis vertical	Wall to pipe center distance	Empty Weight	Water volume
		-	H mm	W mm	D mm	S mm	B mm	G mm	C mm	- kg	- l
2/C513	COLONA 500X805	13	500	605	70	495	103	430	68	12.7	4.94
2/C517	COLONA 500X785	17	500	785	70	675	103	430	68	16.6	6.46
2/C522	COLONA 500X1010	22	500	1010	70	900	103	430	68	21.5	8.36
2/C528	COLONA 500X1190	26	500	1190	70	1080	103	430	68	25.4	9.88



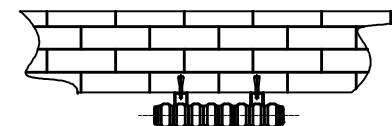
Front View



Side View



Back View



Top view

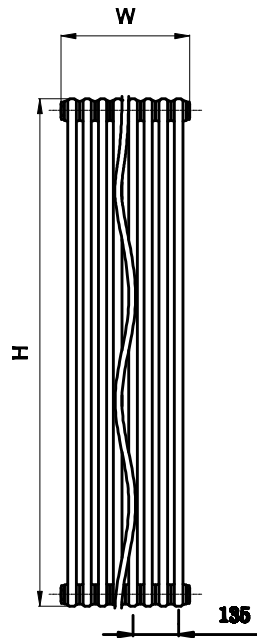
SUPPLIED INSTALLATION ACCESSORIES

— X4 — X8 ○ X2

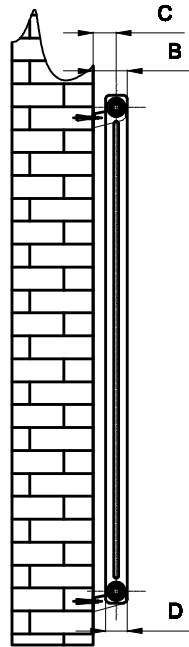
🔧 X4 ● X1 ○ X1

- Vertical Mounting
- Optional Color Selection
- Max Operational Pressure:6Bar
- Inlet/Outlet:1/2"Female Pipe Thread
- All Dimensions are in mm

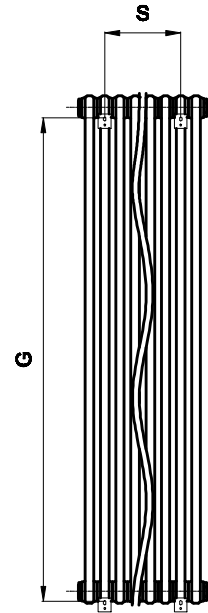
Product Code	Product Name	pipe number	Height	Width	Thickness	hanger Axis Horizontal	Wall to front face of the bracket	hanger Axis vertical	Wall to pipe center distance	Empty Weight	Water volume
		-	H mm	W mm	D mm	S mm	B mm	G mm	C mm	- kg	- l
2/C813	COLONA 600X805	13	600	805	70	495	103	530	68	14.8	5.93
2/C817	COLONA 600X785	17	600	785	70	675	103	530	68	18.8	7.75
2/C822	COLONA 600X1010	22	600	1010	70	900	103	530	68	23.0	10.03
2/C828	COLONA 600X1190	28	600	1190	70	1080	103	530	68	28.5	11.85



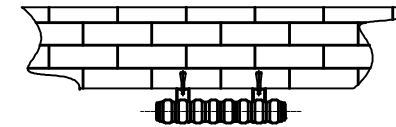
Front View



Side View



Back View



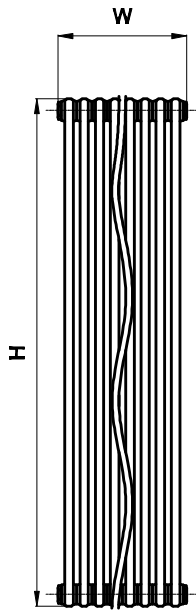
Top view

SUPPLIED INSTALLATION ACCESSORIES

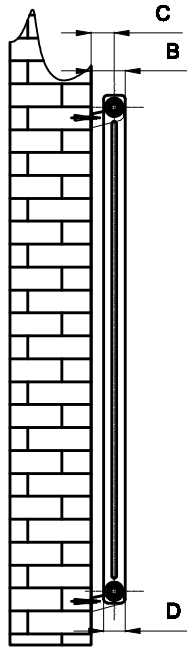
- X4    — X8    ○ X2
- 👉 X4    ● X1    ○ X1

- Vertical Mounting
- Optional Color Selection
- Max Operational Pressure:0.6Bar
- Inlet/Outlet:1/2"Female Pipe Thread
- All Dimensions are in mm

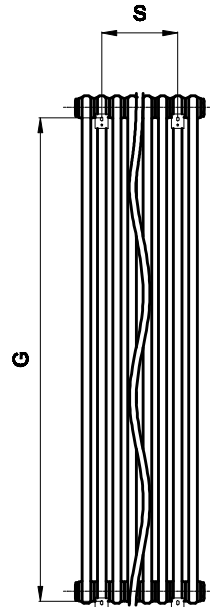
Product Code	Product Name	pipe number	Height	Width	Thickndes	hanger Axes Horizontal	Wall to front face of the brackct	hanger Axes vertical	Wall to pipe center distance	Empty Weight	Water volume
			H	W	D	S	B	G	C		
			mm	mm	mm	mm	mm	mm	mm		
2/C154	COLONA 1500X200	4	1500	200	70	135	103	1430	68	11.6	4.6
2/C156	COLONA 1500X290	6	1500	290	70	180	103	1430	68	17.0	6.8
2/C158	COLONA 1500X380	8	1500	380	70	270	103	1430	68	22.4	9.1



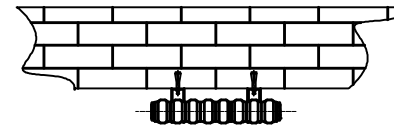
Front View



Side View



Back View



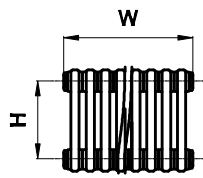
Top view

SUPPLIED INSTALLATION ACCESSORIES

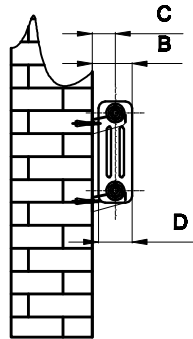
- X4    — X8    ○ X2
- 🔧 X4    ● X1    ○ X1

- Vertical Mounting
- Optional Color Selection
- Max Operational Pressure:6Bar
- Inlet/Outlet:1/2"Female Pipe Thread
- All Dimensions are in mm

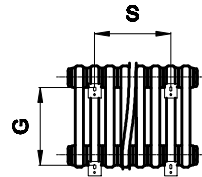
Product Code	Product Name	pipe number	Height	Width	Thickness	hanger Axis Horizontal	Wall to front face of the bracket	hanger Axis vertical	Wall to pipe center distance	Empty Weight	Water volume
			H	W	D	S	B	G	C		
			mm	mm	mm	mm	mm	mm	mm		
2/C184	COLONA 1800X200	4	1800	200	70	135	103	1730	68	12.5	5.47
2/C186	COLONA 1800X290	6	1800	290	70	180	103	1730	68	17.8	6.21
2/C188	COLONA 1800X380	8	1800	380	70	270	103	1730	68	22.7	10.94



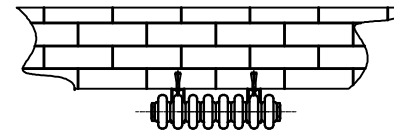
Front View



Side View



Back View



Top view

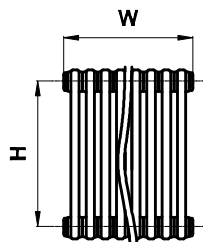
SUPLIED INSTALLATION ACCESSORIES

— X4 — X8 ○ X2

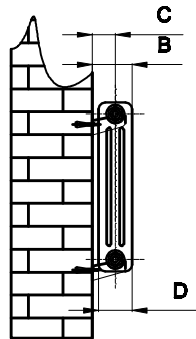
🔧 X4 ● X1 ○ X1

- Vertical Mounting
- Optional Color Selection
- Max Operational Pressure:6Bar
- Inlet/Outlet:1/2"Female Pipe Thread
- All Dimensions are in mm

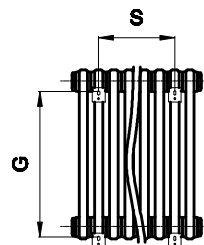
Product Code	Product Name	pipe number	Height	Width	Thickndes	hanger Axes Horizontal	Wall to front face of the brackct	hanger Axes vertical	Wall to pipe center distance	Empty Weight	Water volume
			H	W	D	S	B	G	C	-	-
			mm	mm	mm	mm	mm	mm	mm	mm	kg
3/C322	COLONA 300X1010	22	300	1010	100	855	118	230	68	16.5	7.52
3/C326	COLONA 300X1190	26	300	1190	100	1035	118	230	68	20.8	8.89
3/C330	COLONA 300X1370	30	300	1370	100	1215	118	230	68	22.5	10.26



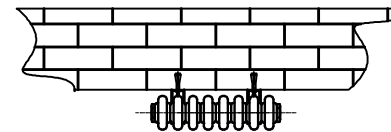
Front View



Side View



Back View



Top view

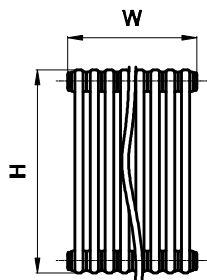
SUPPLIED INSTALLATION ACCESSORIES

— X4 — X8 ○ X2

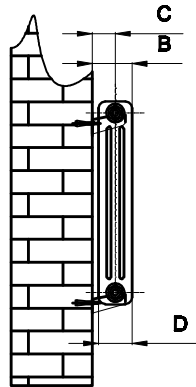
🔧 X4 ● X1 ○ X1

- Vertical Mounting
- Optional Color Selection
- Max Operational Pressure:6Bar
- Inlet/Outlet:1/2"Female Pipe Thread
- All Dimensions are in mm

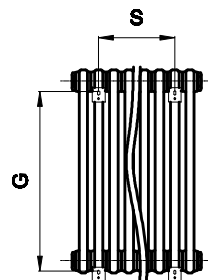
Product Code	Product Name	pipe number	Height	Width	Thickndss	hanger Axes Horizontal	Wall to front face of the bracket	hanger Axes vertical	Wall to pipe center distance	Empty Weight	Water volume
			H mm	W mm	D mm	S mm	B mm	G mm	C mm	- kg	- l
<b>3/C513</b>	<b>COLONA 500X805</b>	13	500	605	100	<b>450</b>	118	430	68	16.4	7.41
<b>3/C517</b>	<b>COLONA 500X785</b>	17	<b>500</b>	785	100	<b>630</b>	118	<b>430</b>	68	21.5	9.69
<b>3/C522</b>	<b>COLONA 500X1010</b>	22	<b>500</b>	1010	100	<b>855</b>	118	<b>430</b>	68	27.9	12.54
3/C526	COLONA 500X1190	26	<b>500</b>	1190	100	<b>1035</b>	118	<b>430</b>	68	33.00	14.82
<b>3/C530</b>	<b>COLONA 500X1370</b>	<b>30</b>	<b>500</b>	<b>1370</b>	<b>100</b>	<b>1215</b>	<b>118</b>	<b>430</b>	<b>68</b>	<b>38.00</b>	<b>17.10</b>



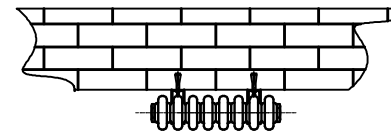
Front View



Side View



Back View



Top view

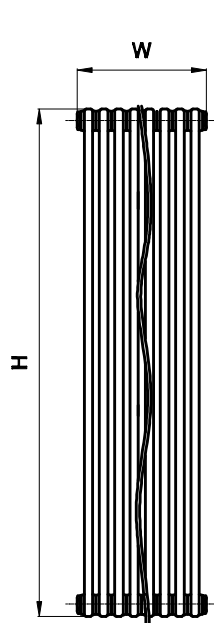
SUPPLIED INSTALLATION ACCESSORIES

— X4 — X8 ○ X2

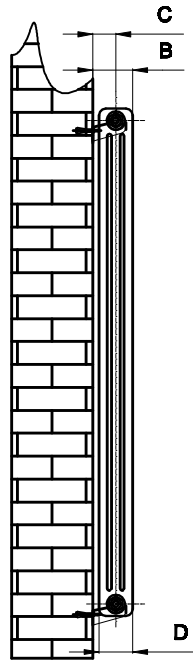
🔧 X4 ● X1 ○ X1

- Vertical Mounting
- Optional Color Selection
- Max Operational Pressure:6Bar
- Inlet/Outlet:1/2"Female Pipe Thread
- All Dimensions are in mm

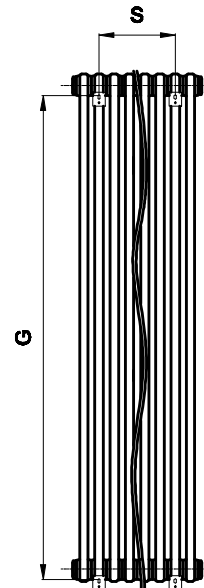
Product Code	Product Name	pipe number	Height	Width	Thickndss	hanger Axes Horizontal	Wall to front face of the bracket	hanger Axes vertical	Wall to pipe center distance	Empty Weight	Water volume
			H mm	W mm	D mm	S mm	B mm	G mm	C mm	- kg	- l
<b>3/C813</b>	<b>COLONA 600X805</b>	13	600	605	100	<b>450</b>	118	530	68	19.5	8.89
<b>3/C817</b>	<b>COLONA 600X785</b>	17	600	785	100	<b>630</b>	118	<b>530</b>	68	29.75	11.63
<b>3/C822</b>	<b>COLONA 600X1010</b>	22	600	1010	100	<b>855</b>	118	<b>530</b>	68	38.5	15.05
3/C626	COLONA 600X1190	26	600	1190	100	<b>1035</b>	118	<b>530</b>	68	45.5	17.78
<b>3/C830</b>	<b>COLONA 600X1370</b>	<b>30</b>	<b>600</b>	<b>1370</b>	<b>100</b>	<b>1215</b>	<b>118</b>	<b>530</b>	<b>68</b>	<b>52.5</b>	<b>20.52</b>



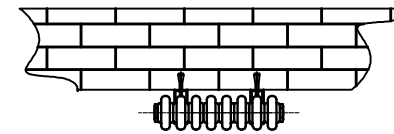
Front View



Side View



Back View



Top view

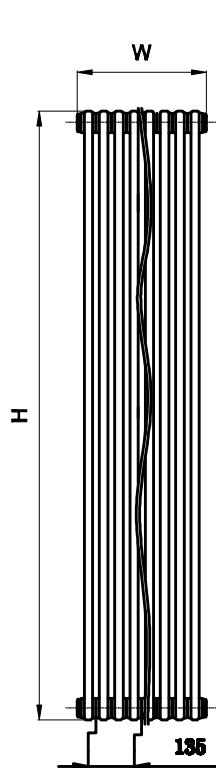
SUPPLIED INSTALLATION ACCESSORIES

- X4    — X8    ○ X2
- 🔧 X4    ● X1    ○ X1

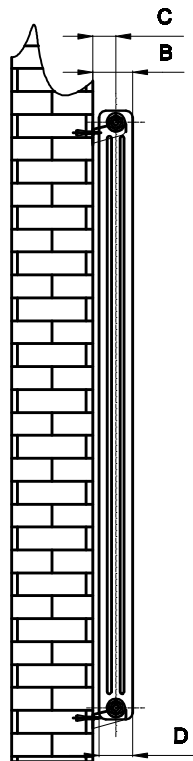
- Vertical Mounting
- Optional Color Selection
- Max Operational Pressure:6Bar
- Inlet/Outlet:1/2"Female Pipe Thread
- All Dimensions are in mm

Product Code	Product Name	pipe number	Height	Width	Thickness	hanger Axes Horizontal	Wall to front face of the bracket	hanger Axes vertical	Wall to pipe center distance	Empty Weight	Water volume
			H	W	D	S	B	G	C	-	-
			mm	mm	mm	mm	mm	mm	mm	mm	kg
3/C154	COLONA 1500X200	4	1500	200	100	135	118	1430	68	16.4	6.838
3/C156	COLONA 1500X290	6	1500	290	100	135	118	1430	68	25.6	10.25
3/C158	COLONA 1500X380	8	1500	380	100	225	118	1430	68	34.7	13.68

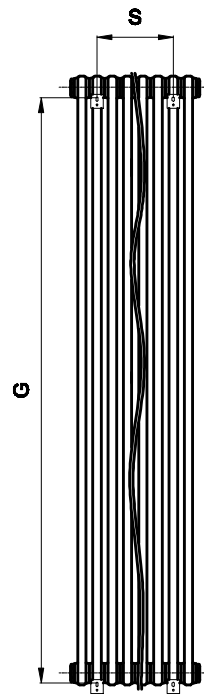




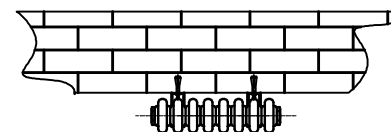
Front View



Side View



Back View



Top view

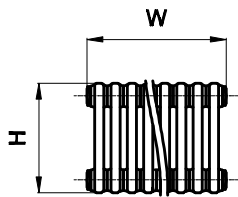
SUPPLIED INSTALLATION ACCESSORIES

— X4 — X8 ○ X2

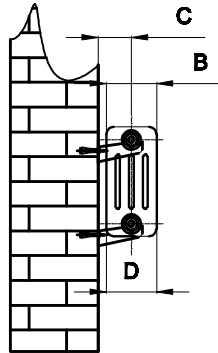
🔧 X4 ● X1 ○ X1

- Vertical Mounting
- Optional Color Selection
- Max Operational Pressure:6Bar
- Inlet/Outlet:1/2"Female Pipe Thread
- All Dimensions are in mm

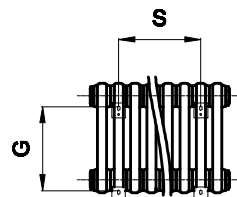
Product Code	Product Name	pipe number	Height	Width	Thickness	hanger Axes Horizontal	Wall to front face of the bracket	hanger Axes vertical	Wall to pipe center distance	Empty Weight	Water volume
			H	W	D	S	B	G	C		
			mm	mm	mm	mm	mm	mm	mm		
3/C184	COLONA 1800X200	4	1800	200	100	135	118	1730	68	18.6	8.21
3/C186	COLONA 1800X290	6	1800	290	100	135	118	1730	68	27.8	12.31
3/C188	COLONA 1800X380	8	1800	380	100	225	118	1730	68	37.1	16.41



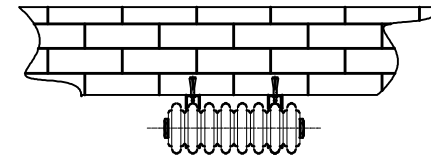
Front View



Side View



Back View



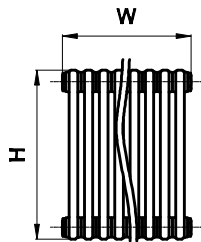
Top View

**SUPPLIED INSTALLATION ACCESSORIES**

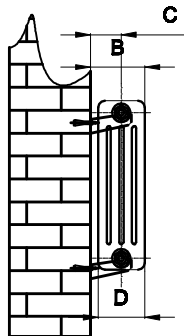
- X4    — X8    ○ X2
- X4    ● X1    ○ X1

- Vertical Mounting
- Optional Color Selection
- Max Operational Pressure:8Bar
- Inlet/Outlet:1/2"Female Pipe Thread
- All Dimensions are in mm

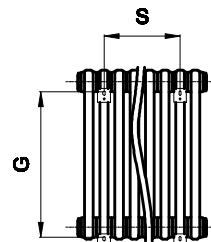
Product Code	Product Name	pipe number	Height	Width	Thickness	hanger Axes Horizontal	Wall to front face of the bracket	hanger Axes vertical	Wall to pipe center distance	Empty Weight	Water volume
			H mm	W mm	D mm	S mm	B mm	G mm	C mm	- kg	- l
4/C322	COLONA 300X1010	22	300	1010	140	855	160	230	95	24.6	10.03
4/C326	COLONA 300X1190	26	300	1190	140	1035	160	230	95	29.1	11.85
4/C330	COLONA 300X1370	30	300	1370	140	1215	160	230	95	33.6	13.68



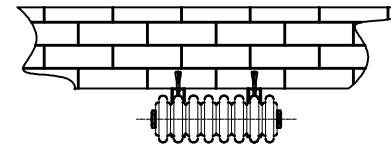
Front View



Side View



Back View



Top view

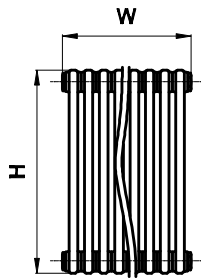
SUPPLIED INSTALLATION ACCESSORIES

— X4 — X8 ○ X2

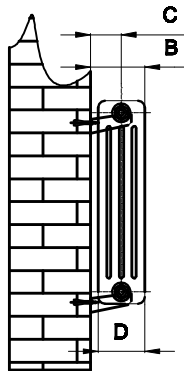
🔧 X4 ● X1 ○ X1

- Vertical Mounting
- Optional Color Selection
- Max Operational Pressure:0Bar
- Inlet/Outlet:1/2"Female Pipe Thread
- All Dimensions are in mm

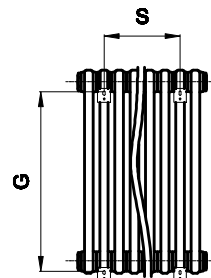
Product Code	Product Name	pipe number	Height	Width	Thickness	hanger Axis Horizontal	Wall to front face of the bracket	hanger Axis vertical	Wall to pipe center distance	Empty Weight	Water volume
			H	W	D	S	B	G	C		
			mm	mm	mm	mm	mm	mm	mm	kg	l
4/C513	COLONA 500X605	13	500	605	140	450	160	430	95	22.3	9.88
4/C517	COLONA 500X785	17	500	785	140	630	160	430	95	29.1	12.92
4/C522	COLONA 500X1010	22	500	1010	140	855	160	430	95	37.7	16.72
4/C526	COLONA 500X1190	26	500	1190	140	1035	160	430	95	44.6	19.76
4/C530	COLONA 500X1370	30	500	1370	140	1215	160	430	95	51.4	22.80



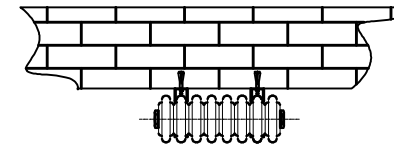
Front View



Side View



Back View



Top view

SUPPLIED INSTALLATION ACCESSORIES

— X4 — X8 ○ X2

🔧 X4 ● X1 ○ X1

- Vertical Mounting
- Optional Color Selection
- Max Operational Pressure:6Bar
- Inlet/Outlet:1/2"Female Pipe Thread
- All Dimensions are in mm

Product Code	Product Name	pipe number	Height	Width	Thickness	hanger Axis Horizontal	Wall to front face of the bracket	hanger Axis vertical	Wall to pipe center distance	Empty Weight	Water volume
			H	W	D	S	B	G	C		
			mm	mm	mm	mm	mm	mm	mm	kg	l
4/C613	COLONA 600X605	13	600	605	140	450	160	530	95	24.2	11.85
4/C617	COLONA 600X785	17	600	785	140	630	160	530	95	31.6	15.50
4/C622	COLONA 600X1010	22	600	1010	140	855	160	530	95	41	20.06
4/C626	COLONA 600X1190	26	600	1190	140	1035	160	530	95	48.4	23.71
4/C630	COLONA 600X1370	30	600	1370	140	1215	160	530	95	55.9	27.36